

ACTUALLY TALK IN A FOREIGN LANGUAGE AT HOME!




- THE WORKBOOK -

TALK BOX.MOM

Talk in a foreign language with your family!

OUR MISSION



our mission is to strengthen families

How is TalkBox.Mom different?

- ✓ Start talking in a foreign language the same exact day you start
- ✓ Involve the entire family
- ✓ Actually use what you are learning



1

know how to talk from day one

2

know how to immerse yourself in a language

3

have a plan to reach fluency

OVERVIEW

ADELAIDE



- ♥ Put everything in storage to travel and live in different countries with her husband and two boys
- ♥ Learned how to talk in and understand languages within weeks
- ♥ Has helped thousands of people to start talking in a foreign language
- ♥ Owner of TalkBox.Mom
- ♥ Works with native speakers (usually moms) that are professional translators, editors, and voice artists to develop the best language curriculum for families



@TalkBoxMom

Let's feature your progress, give you more free trainings + tips, and connect online!



☒ **Check the benefits you are interested in for you and specific family members:**

- ☐ Improve your cognitive ability
- ☐ Improve your efficiency
- ☐ Become more decisive
- ☐ Make more rational decisions
- ☐ Become more confident with your choices
- ☐ Have a longer attention span
- ☐ Become more perceptive
- ☐ Become more tolerant
- ☐ Become a better listener
- ☐ Have a later onset of Alzheimer's and Dementia
- ☐ Improve your English
- ☐ Score higher on the ACT / SAT
- ☐ Have more / different educational opportunities
- ☐ Have more / different work opportunities
- ☐ Connect with family
- ☐ Connect with your heritage
- ☐ Take More meaningful family trips

 **If you want it, you've got to be consistent.**

STILL
BENEFITS

YOUR FAMILY



Which language(s) would your family like to speak in your home?

Imagine your entire family talking together. How does this feel?

Which benefit(s) are the most important to you?

How would your lives change if you could all speak this language?

What opportunities would this open up to you and your family?



Who are the most successful language teachers in the world?

Check one box in each group to indicate how the best language teachers teach.

- ☐ Teach grammar concepts in a specific order.
- ☐ Talk in complete sentences naturally using grammar concepts.

- ☐ Teach vocabulary by using words in sentences—often in a specific location and/or while doing a certain action.
- ☐ Teach vocabulary by having students memorize vocabulary list—often while seated at a desk.

- ☐ Wait to talk to students until they are prepared and ready.
- ☐ Talk (a ton) well before the student can even talk back.

- ☐ Expect students to build sentences using grammar rules and vocabulary lists.
- ☐ Expect students to extract words from sentences and build their sentences from what they've heard.

- ☐ Consistently correct students while pointing out mistakes.
- ☐ Model correct language while giving students time to talk properly.

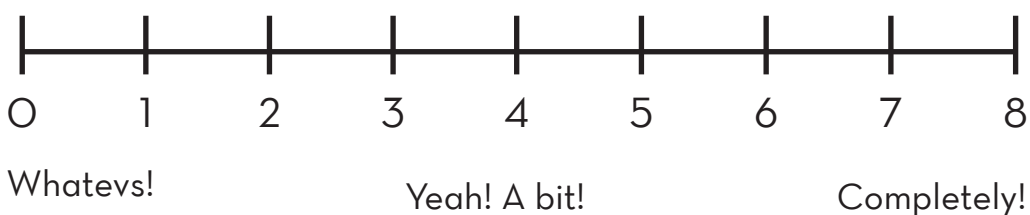
- ☐ Expect students to talk properly with an accent when they start.
- ☐ Give students time to hear and pronounce new sounds without constant pressure.

- ☐ Expect some students to fail.
- ☐ Expect each student to be able to learn to talk.

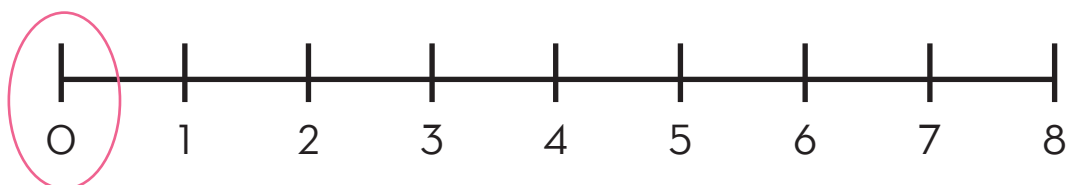
ACCENTS



How embarrassed / scared are you of talking in a foreign language with an American accent?



How embarrassing is it when someone speaks English with an accent?



_____	—	○	=	_____
Number from Question 1		Number from Question 2		How much less you need to worry

Be kind to yourself! Over time you can hear better and improve if you are not stressed out.



“You’re saying it wrong!”

When someone nitpicks every little thing I do:



I love it!



It stresses
me out!



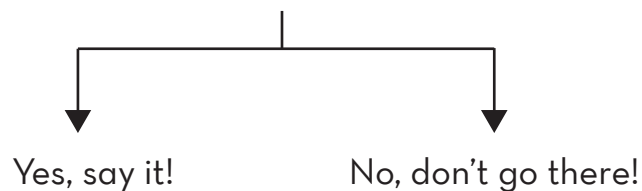
I get so mad!



I’d rather do
something else.

ASK YOURSELF:

Should I say this? → I would totally talk to a sweet,
adorable baby this way.



INSTEAD:

- ✓ “Let’s listen to the audio again on this one.”
- ✓ Nothing changes? They probably can’t hear the sound yet! Give ‘em time!
- ✓ Model correct sentences. (If you can’t, don’t sweat it. Play that audio!)
- ✓ Speak a little slower.
- ✓ Yes, redirect when completely wrong words are used.



FRENCH BALL CHALLENGE

Good job! Bien joué !

Hand me the ball. Passe-moi la balle.

Roll the ball. Fais rouler la balle.


Throw the ball Lance la balle.

Gently. (Slowly.) Doucement.

TalkBox.Mom Tip

Instead of focusing on your pronunciation, focus on having fun.
The more you play (and don't correct), the better you'll get!

Go to TalkBox.Mom/ball to try the ball challenge in another language with your family.



We were literally born to:



learn to talk from hearing complete sentences



start talking based on our needs and wants



learn to talk while doing things



learn new words based on contextual clues



naturally learn a language

OUR BRAINS



When did each of the following happen for your child(ren)?



Are you giving yourself unrealistic expectations?
We can learn faster if we have reading and writing skills already,
but we still need time to build a foundation.



Brainstorm useful phrases for your family!

Phrases that you and your family say all the time:

Phrases that you and your family need to say:

Phrases that you and your family want to say:

Activities that you and your family do often:

Activities that you and your family need to do:

Activities that you and your family do all the time:

USE IT

C

♥	✓	the car	el carro
♥	□	Go to the car.	Ve al carro.
♥	□	(to 2+)	Vayan al carro.
♥	□	Get in the car.	Súbete al carro.
♥	□	(to 2+)	Súbanse al carro.
♥	□	Get in your seat.	Súbete al asiento.
♥	□	Get in your car seat.	Súbete al asiento para niños.
♥	□	Get in your seats.	Súbanse a los asientos.
♥	□	Get in your car seats.	Súbanse a los asientos para niños.
♥	□	Buckle your seat belt.	Abróchate el cinturón.
♥	□	Buckle your seat belts.	Abróchense los cinturones.
♥	□	Unbuckle your seat belt.	Desabróchate el cinturón.
♥	□	Unbuckle your seat belts.	Desabróchense los cinturones.
♥	□	Everyone out of the car.	Bájense del carro.

68

TALKBOX.MOM

C

♥	✓		
♥	□	Stand next to the car.	Párate junto al carro.
♥	□	(to 2+)	Párense junto al carro.
♥	□	Don't walk. A car is coming.	No camines. Viene un carro.
♥	□	(to 2+)	No caminen. Viene un carro.
the car (a toy) el carrito			
♥	□	Where is your car?	¿Dónde está tu carrito?
♥	□	Play with your cars.	Juega con tus carritos.
♥	□	(to 2+)	Juegen con sus carritos.
♥	□	Let's play with your cars.	Vamos a jugar con tus carritos.
♥	□	(to 2+)	Vamos a jugar con sus carritos.
♥	□	Here comes the car.	Aquí viene el carrito.
♥	□	Vroom. Vroom.	Runn. Runn.

USE SPANISH AT HOME

69

SPANISH - OVER 1700+ PHRASES

C

- ♥ ☒ **the car** 车 chē
- ♥ ☐ Go to the car. 去车上。
(to one or 2+)
- ♥ ☐ Get in the car. 到车里去。
(to one or 2+)
- ♥ ☐ Get in your seat. 坐到你的座位上去。
zuò dào nǐ de zuò wèi shàng qù.
- ♥ ☐ Get in your car seat. 坐到你的儿童安全座椅上去。
zuò dào nǐ de ér tóng ān quán zuò yǐ shàng qù.
- ♥ ☐ Get in your seats. 坐到你们的座位上去。
zuò dào nǐ men de zuò wèi shàng qù.
- ♥ ☐ Get in your car seats. 坐到你们的儿童安全座椅上去。
zuò dào nǐ men de ér tóng ān quán zuò yǐ shàng qù.
- ♥ ☐ Buckle your seat belt. 把你的安全带系好。
bǎ nǐ de ān quán dài jì hǎo.
- ♥ ☐ Buckle your seat belts. 把你们的安全带系好。
bǎ nǐ men de ān quán dài jì hǎo.
- ♥ ☐ Unbuckle your seat belt. 把你的安全带解开。
bǎ nǐ de ān quán dài jiě kāi.
- ♥ ☐ Unbuckle your seat belts. 把你们的安全带解开。
bǎ nǐ men de ān quán dài jiě kāi.
- ♥ ☐ Everyone out of the car. 大家都从车里出来。
dà jiā dōu cóng chē lǐ chū lái.

68

TALKBOX.MOM

C

- ♥ ☒ Stand next to the car. 站在车旁边。
(to one or 2+)
- ♥ ☐ Don't walk. A car is coming. 别走。有辆车过来了。
(to one or 2+)
- ♥ ☐ Where is your car? 你的车呢?
nǐ de chē ne?
- ♥ ☐ Play with your cars. 玩你的车。
wán nǐ de chē.
- ♥ ☐ Play with your cars. 玩你们的车。
(to 2+)
- ♥ ☐ Let's play with your cars. 我们来玩你的车吧。
(to 2+)
- ♥ ☐ Here comes the car. 车开过来啦。
chē kāi guò lái la.
- ♥ ☐ Vroom. Vroom. 唧。唧。
dū. dū.
- ♥ ☐ You may bring one car with you. 你可以带上一辆车。
nǐ kě yǐ dài shàng yí liàng chē.

69

USE CHINESE AT HOME

CHINESE {MANDARIN} - OVER 1700+ PHRASES

C

♥ <input checked="" type="checkbox"/>	Let's take one more.	Si on en prenait encore une ?
♥ <input type="checkbox"/>		
	the car	la voiture
♥ <input type="checkbox"/>	Go to the car.	Va à la voiture.
♥ <input type="checkbox"/>		(to 2+)
♥ <input type="checkbox"/>	Get in the car.	Monte dans la voiture.
♥ <input type="checkbox"/>		(to 2+)
♥ <input type="checkbox"/>	Get in your seat.	Montez dans la voiture.
♥ <input type="checkbox"/>		
♥ <input type="checkbox"/>	Get in your car seat.	Assieds-toi dans ton siège.
♥ <input type="checkbox"/>		
♥ <input type="checkbox"/>	Get in your seats.	Assieds-toi dans le siège-auto.
♥ <input type="checkbox"/>		
♥ <input type="checkbox"/>	Get in your car seats.	Asseyez-vous dans votre siège.
♥ <input type="checkbox"/>		
♥ <input type="checkbox"/>	Get in your car seats.	Asseyez-vous dans votre siège-auto.
♥ <input type="checkbox"/>		
♥ <input type="checkbox"/>	Buckle your seat belt.	Attache ta ceinture (de sécurité).
♥ <input type="checkbox"/>		
♥ <input type="checkbox"/>	Buckle your seat belts.	Attachez votre ceinture (de sécurité).

70

TALKBOX.MOM

C

♥ <input checked="" type="checkbox"/>		
♥ <input type="checkbox"/>	Unbuckle your seat belt.	Détache ta ceinture (de sécurité).
♥ <input type="checkbox"/>		
♥ <input type="checkbox"/>	Unbuckle your seat belts.	Détachez votre ceinture (de sécurité).
♥ <input type="checkbox"/>		
♥ <input type="checkbox"/>	Everyone out of the car.	Tout le monde descend de la voiture.
♥ <input type="checkbox"/>		
♥ <input type="checkbox"/>	Stand next to the car.	Reste à côté de la voiture.
♥ <input type="checkbox"/>		(to 2+)
♥ <input type="checkbox"/>		
♥ <input type="checkbox"/>	Don't walk. A car is coming.	Restez à côté de la voiture.
♥ <input type="checkbox"/>		
♥ <input type="checkbox"/>		
♥ <input type="checkbox"/>	Don't walk. A car is coming.	Ne bouge pas. Une voiture arrive.
♥ <input type="checkbox"/>		(to 2+)
♥ <input type="checkbox"/>		
♥ <input type="checkbox"/>		
	the car (a toy)	la voiture
♥ <input type="checkbox"/>	Where is your car?	Où est ta voiture ?
♥ <input type="checkbox"/>	Play with your cars.	Joue avec tes voitures.
♥ <input type="checkbox"/>		(to 2+)
♥ <input type="checkbox"/>		
♥ <input type="checkbox"/>		Jouez avec vos voitures.

USE FRENCH AT HOME

71

FRENCH - OVER 1700+ PHRASES

C

♥ <input checked="" type="checkbox"/>	(to 2+)	Kommt, wir machen noch eins.
♥ <input type="checkbox"/>		
the car das Auto		
♥ <input type="checkbox"/>	Go to the car.	Geh zum Auto.
♥ <input type="checkbox"/>	(to 2+)	Geht zum Auto.
♥ <input type="checkbox"/>	Get in the car.	Steig ins Auto ein.
♥ <input type="checkbox"/>	(to 2+)	Steigt ins Auto ein.
♥ <input type="checkbox"/>	Get in your seat.	Setz dich auf deinen Platz.
♥ <input type="checkbox"/>	Get in your car seat.	Setz dich in deinen Sitz.
♥ <input type="checkbox"/>	Get in your seats.	Setzt euch auf eure Plätze.
♥ <input type="checkbox"/>	Get in your your car seats.	Setzt euch in eure Sitze.
♥ <input type="checkbox"/>	Buckle your seat belt.	Schnall dich an.
♥ <input type="checkbox"/>	Buckle your seat belts.	Schnallt euch an.
♥ <input type="checkbox"/>	Unbuckle your seat belt.	Schnall dich ab.

USE GERMAN AT HOME

73

C

♥ <input checked="" type="checkbox"/>		
♥ <input type="checkbox"/>	Unbuckle your seat belts.	Schnallt euch ab.
♥ <input type="checkbox"/>	Everyone out of the car.	Alle Mann aussteigen.
♥ <input type="checkbox"/>	Stand next to the car.	Bleib nahe beim Auto stehen.
♥ <input type="checkbox"/>	(to 2+)	Bleibt nahe beim Auto stehen.
♥ <input type="checkbox"/>	Don't walk. A car is coming.	Bleib stehen. Da kommt ein Auto.
♥ <input type="checkbox"/>	(to 2+)	Bleibt stehen. Da kommt ein Auto.
the car (a toy) das Auto		
♥ <input type="checkbox"/>	Where is your car?	Wo ist dein Auto?
♥ <input type="checkbox"/>	Play with your cars.	Spiel mit deinen Autos.
♥ <input type="checkbox"/>	(to 2+)	Spielt mit euren Autos.
♥ <input type="checkbox"/>	Let's play with your cars.	Komm, wir spielen mit deinen Autos.

74

TALKBOX.MOM

GERMAN - OVER 1700+ PHRASES

C

♥	the car	車 Kuruma
♥	Go to the car.	車のあるところに行つて。 Kurumano tokoroni itte.
♥	Get in the car.	車に乗つて。 Kurumani notte.
♥	Get in your seat.	椅子に座つて。 Isuni suwatte.
♥	Get in your car seat. (in Japanese, child seat)	自分のチャイルドシートに座つて。 Jibunno chairudoshitoni suwatte.
♥	Get in your seats.	シートに座つて。 Shitoni suwatte.
♥	Get in your car seats.	自分たちのチャイルドシートに座つて。 Jibuntachino chairudoshitoni suwatte.
♥	Buckle your seat belt(s).	シートベルト締めて。 Shitoberuto shimete.
♥	Unbuckle your seat belt(s).	シートベルト外して。 Shitoberuto hazushite.
♥	Everyone out of the car.	みんな、車から降りて。 Minna kurumakara orite.
♥	Stand next to the car.	車のすぐ横に立つて。 Kurumano sugu yokoni tattete.
♥	Stop. A car is coming.	止まって。車が来るよ。 Tomatte. Kurumaga kuruyo.

64

TALKBOX.MOM

C

♥	the (toy) car	車 Kuruma
♥	Where is your car?	車、どこに行っちゃったの? Kuruma dokoni icchattano?
♥	Play with your cars.	車で遊んだら。 Kurumade asondara.
♥	Let's play with your cars?	車で遊ばない? Kurumade asobanai?
♥	Let's play with your cars.	車で遊ぼう。 Kurumade asobou.
♥	Here comes the car.	車が来るよ。 Kurumaga kuruyo.
♥	Vroom. Vroom.	ぶー、ぶー。 Bu bu.
♥	You may bring one car with you.	車、一つだけ持ってきていいよ。 Kuruma hitotsudake mottekite iiyo.
♥	You may take one car with you.	車、一つだけ持って行ってもいいよ。 Kuruma hitotsudake motteitemo iiyo.
♥	Put your cars away.	車、お片づけして。 Kuruma okatazuke shite.
♥	Carefull!	気をつけて。 Kiwotsukete.
♥	Be careful!	気をつけて! Kiwotsukete!

65

USE JAPANESE AT HOME

the car המכונית

hameh'onit



Go to the car.

לה' לאוטו. leh' laoto



לבי לאוטו. leh' i' laoto



לבו לאוטו. leh' u' laoto



Get in the car. tikanesh laoto



היכנס לאוטו. tikansh laoto



היכנסו לאוטו. tikansu laoto



Get in your seat. tityashev bamoshav shelh'a



התישב במושב שלך. tityashvi bamoshav shelah'



Get in your car seat. tityashev bamoshav shelh'a



התישב במושב שלך. tityashvi bamoshav shelah'



Get in your seats. tityashvu bamoshavim shelah'em



התישבו במושבים שלכם. tityashvu bamoshavim shelah'en



Get in your car seats. tityashvu bamoshavei habetih'ut



התישבו במושבי הבטיחות שלכם. tityashvu bamoshavei habetih'ut

USE HEBREW AT HOME

87

C



Buckle your seat belt. tah'gor et h'agorat habetih'ut



תחגור את חגורת הבטיחות. tah'geri et h'agorat habetih'ut



Buckle your seat belts. tah'geru et h'agorot habetih'ut



Unbuckle your seat belt. torid et h'agorat habetih'ut



Unbuckle your seat belts. toridu et h'agorot habetih'ut



Everyone out of the car. kulam latzet mehaoto



Stand next to the car. taamod leyad haoto



תעמד ליד האוטו. taamdi leyad haoto



Don't walk. A car is coming. al teleh'. meh'onit megia



אל תלכי. מכונית מגיעה. al tilh'i. meh'onit megia




אל תלכו. מכונית מגיעה. al tilh'u. meh'onit megia

TALKBOX.MOM

88

HEBREW - OVER 1700+ PHRASES



Google Translate

Not the best option for phrases.

Friends and Family

Free; Schedule about 1 - 2 hours for prep work and practice a day.

Bilingual Nanny / Babysitter

Usually starting at \$150 per week for 10 hours
\$600 per month for 10 hours a week

Tutor

\$20 - \$80 per hour per child (depends on the language)
\$80 - \$230 per month (for once a week tutoring)

Au Pair

\$8,675 per year
+ \$200 per month

TalkBox.Mom

Everything is prepped for you!
\$80 per month for the whole family
(Each TalkBox is equivalent to at least \$600 of private instruction.)

Receive a different box in the mail every month or every two months.

[illegible]

						
coco some coconut	2 limónes 2 lemons	1 mango 1 mango	2 higos 2 figs	un álamo 1 grape	un aguacate some avocado	una gran piña a pineapple
	una lata rebollado a piece of fish	una rebollado de mango a piece of mango				some papaya some papaya seeds
						
una lata a guayaba juice	una guayaba some guayaba	limón en la fruta lemons in fruit	limón en la fruta lemons in fruit	un pepino a cucumber	un tomate a tomato	pimiento a tomato
			2 pepinos rebolados de pepino cucumber slices		2 tomates rebolados de tomate tomato slices	pimientos verdes green bell peppers
						
un aguacate some avocado	espinacos some spinach	col rizada broccoli rabe	col de Bruselas broccoli rabe	col some cabbage	lechuga some lettuce	ensalada some salad
una rebollado de aguacate a piece of fish					un pedazo de lechuga a piece of lettuce	
2 rebollados de aguacate						
						
lentilles some lentils	lentilles some lentils	frijoles some black beans	frijoles negros some black beans	frijoles verdes some green beans	garbanzos some garbanzo beans	lentilles some lentils

SNACK TIME

SECTION 1

TO ONE

¿Tienes hambre?

Tengo hambre.

Si.

No.

Tengo mucha hambre.

Tengo poca hambre.

No tengo hambre.

Are you hungry?

I'm hungry. / We are hungry.

Yes.

No.

I'm / We're really hungry.

I'm / We're a little hungry.

I'm / We're not hungry.

TWO OR MORE

¿Tienen hambre?

Tenemos hambre.

Si.

No.

Tenemos mucha hambre.

Tenemos poca hambre.

No tenemos hambre.

Replace what you normally say
in English with the foreign language!

Vamos a comer algo.
¿Qué quieren comer?
¿Quieren...?
¿Quieren manzanas?
¿Quieren plátanos?
¿Quieren naranjas?

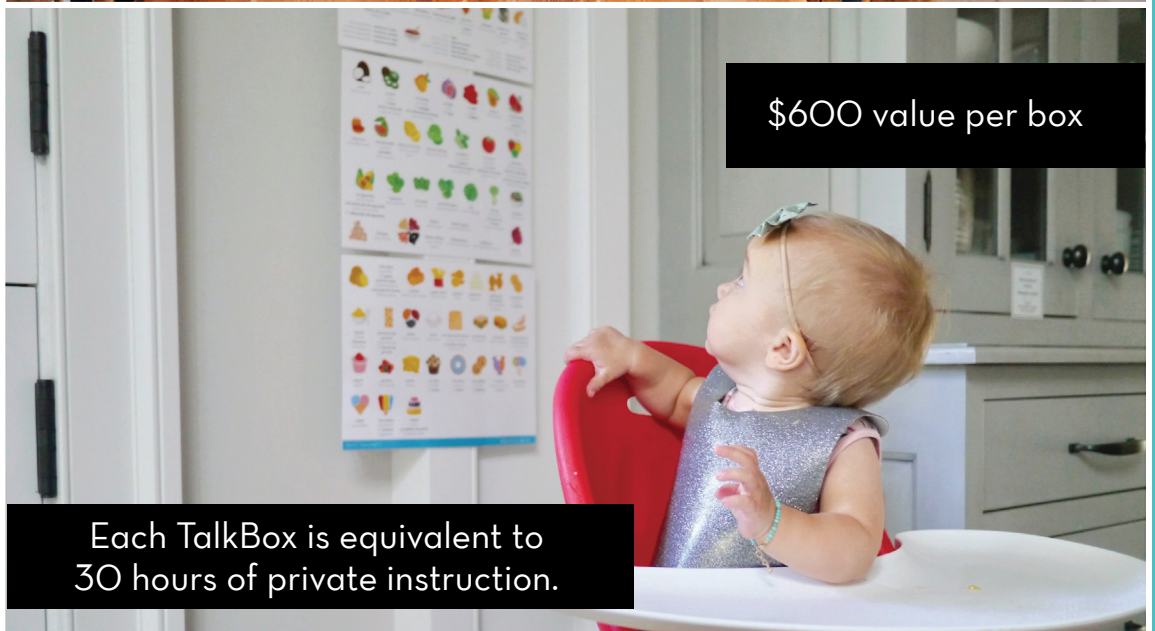
TALKBOX.MOM



Listen to the native speaker audio, and practice hearing and saying the phrases.




Use the phrases during the week to master the challenge.



\$600 value per box

Each TalkBox is equivalent to 30 hours of private instruction.



THE JOURNEY

BOX 1



SNACKS

BOX 3



**ACTIONS
+ ROOMS**

BOX 4



BATHROOM 1

BOX 2



DRINKS

BOX 5



BATHROOM 2

BOX 6



**PARK +
SMALL TALK**

BOX 7



CLOTHES

BOX 8



CLEANING

BOX 9



ARTS & CRAFTS

BOX 10



AID & TROUBLE

BOX 11



ENTERTAINMENT

BOX 12



NATURE

BOX 13



TOYS + PPL

BOX 14



SCHEDULES

BOX 15



SPORTS

BOX 16



COOKING

BOX 17



BED TIME

BOX 18



TRAVEL



First TalkBox and Book



Which (native) nursery songs would you like to learn?

Which songs would you love to learn from popular movies with singing?

Which popular songs would like to learn from that country?

 Check out TalkBox.Mom/Blog

CHECKLIST

- ☐ Listen for words you know.
- ☐ Listen for words you don't know. Write down what you hear.
- ☐ Read the lyrics while you listen to the song.
- ☐ Look up what you don't understand. Write down the meaning.
- ☐ Learn the song by listening to it and singing it throughout your week.



How long is your attention span in a foreign language?

Which personal interests can you watch in online videos? Watch these.

Which shows do you want to watch on Netflix in the foreign language?

CHECKLIST

- ☐ Listen for words you know.
- ☐ Listen for words you don't know. Write some down.
- ☐ Look up what you don't understand. Write down the meaning.
- ☐ Watch the video until it makes sense.

SOE
VIDEOS



Start at the beginning.

Choose books where the max amount of words you need to look up per page are 3 - 5.

Move to books with more words as your reading level progresses.

Read nursery rhymes.


Read Facebook posts & blogs.

Listen to books on tape while following along.

Read sacred texts.

Read literature.

Read the news and magazines.



Start small, so you don't burn yourself out.

The Bullet Journal

Write down 3 - 5 things that you did or happened to you that day.
You should only need to look up 1 - 2 words per line.

Answering Personal Questions

What is your favorite animal and why?
What's your most embarrassing moment?

Record short stories from your own experiences.

Practice writing about yourself and other people.

Write about things you're interested in.

Make a blog in a foreign language.
Make your own notebook on a topic.

WRITING



Write down how you will accomplish the following:

Talking in & understanding the foreign language.

Using the foreign language every day.

Singing and watching videos in the foreign language.

Reading and writing in the foreign language. (optional)

Using your language abilities to serve others.



Don't overwhelm yourself. Do more, less often.

Phrases To Learn

Focus Activity

Song

(once it's easy to add activities to your week)

Video

(once it's easy to add songs to your week)

Books or Other Reading Material

(once it's easy to add videos to your week)

Writing

(once it's easy to add reading to your week)

WEEKLY PLAN

MINI SNACK CHART

Do you want... ¿Quieres...?
I want..., please. Quiero..., por favor.

+...a snack from below

The words are written to finish the questions and sentences.



una manzana
an apple



un plátano
a banana



una naranja
an orange



uvas
some grapes



una galleta
a cracker



una fresa
a strawberry



una zanahoria
a carrot



un pepino
a cucumber



queso
cheese



cereal
cereal



una galleta
a cookie



100+ more
snacks

©TALKBOX.MOM

MINI SNACK CHART

Do you want...? 你想要...吗?
I want... 我想要...

+ ...a snack from below

The words are written to complete the questions and sentences.



一个苹果
yí gè píng guǒ
an apple



一根香蕉
yí gēn xiāng jiāo
a banana



一个桔子
yí gè jú zi
an orange



一些葡萄
yí xiē pú táo
some grapes



一块饼干
yí kuài bǐng gān
a cracker



一个草莓
yí gè cǎo méi
a strawberry



一个胡萝卜
yí gè hú luó bo
carrot



一个黄瓜
yí gè huáng guā
a cucumber



奶酪
nǎi lào
cheese



麦片
mài piàn
cereal



一块饼干
yí kuài bǐng gān
a cookie



100+ more
snacks

©TALKBOX.MOM

MINI SNACK CHART

Would you like...? Möchtest du...?

I would like..., please. Ich möchte..., bitte.

+ ...a snack from below

The words are written to finish the questions and sentences.



einen Apfel
an apple




eine Banane
a banana



eine Orange
an orange



Trauben
some grapes



einen Kracker
a cracker



eine Erdbeere
a strawberry



eine Karotte
a carrot



eine Gurke
a cucumber



Käse
cheese



Müsli
musli / cereal



einen Keks
a cookie



100+ more
snacks

© TALKBOX.MOM

MINI SNACK CHART

Do you want...? Tu veux...?

I would like..., please. Je peux avoir..., s'il te plaît?*

+ ...a snack from below

The words are written to finish the questions and sentences.

*When making a request, use a question.



une pomme
an apple



une banane
a banana



une orange
an orange



du raisin
some grapes



un biscuit
a cracker



une fraise
a strawberry



une carotte
a carrot



du concombre
some cucumber



du fromage
cheese



des céréales
cereal



un cookie
a cookie



100+ more
snacks

© TALKBOX.MOM

MINI SNACK CHART

Do you want...?
I want..., please.

・・・食べる?
・・・食べたい。

+...a snack from below

The words are written to start the questions and sentences.



りんご Ringo
an apple




バナナ Banana
a banana



オレンジ Orenji
an orange



ぶどう Budou
some grapes



クラッカー Kuraka
a cracker



いちご Ichigo
a strawberry



人参 Ninjin
a carrot



きゅうり Kyuri
a cucumber



チーズ Chizu
cheese



シリアル Shiriaru
cereal



クッキー Kukki
a cookie



100+ more
snacks

©TALKBOX.MOM

MINI SNACK CHART

Do you want....? (to a male) ? רוצה...? +

Do you want....? (to a female) ? רוצה...? ...a snack from

Yes, I want... (for a male) ...אני רוצה... below

Yes, I want... (for a female) ...אני רוצה... ani rotze...

The words are written to finish the questions and sentences.



תפוח tapuah'
an apple




בננה banana
a banana



תפוז tapuz
an orange



ענבים anavim
some grapes



קרקר kreker
a cracker



תות tut
a strawberry



גזר gezer
a carrot



מלפפון melafefon
a cucumber



גבינה gvina
cheese



דגני בוקר dganei boker
cereal



עוגייה uguya
a cookie



100+ more
snacks

©TALKBOX.MOM



@TALKBOXMOM
FACEBOOK. INSTAGRAM. PINTEREST.

ADELAIDE@TALKBOX.MOM

Bien joué ! כל הכבוד!
做得好! Muito bem!
Gut gemacht!
¡Bien hecho!
上手!

TALKBOX.MOM
Talk in a foreign language with your family!